












1. I hereby certify that I am currently a property owner at PML. The answers provided below are in conjunction with the unit and lot number indicated below. If you own multiple properties, you can choose to submit a survey for each owned property if you wish.

		Response Percent	Response Count
Unit/Lot Number		100.0%	798
		answered question	798
		skipped question	0





2. How many days per year do you visit and/or live at PML?

		Response Percent	Response Count
Less than two months: 0 to 60 days		34.9%	276
Two months to ten months: 61 to 300 days		27.3%	216
More than ten months: 301 to 365 days		37.8%	299
		answered question	791
		skipped question	7

### 3. Which of the following best describes the current state of your PML property?

		Response Percent	Response Count
Primary residence		38.4%	304
<b>Second/other home that I do not use as a rental</b>		<b>47.9%</b>	<b>379</b>
Second/other home that I use occasionally for short-term/vacation rentals		6.1%	48
Second/other home that I use PRIMARILY for rentals		1.9%	15
Vacant lot		4.4%	35
Under construction		0.1%	1
Other (please specify)		1.1%	9
		<b>answered question</b>	<b>791</b>
		<b>skipped question</b>	<b>7</b>

**4. This is the third PMLA Property Owner Survey conducted by the current Long-Range Planning Committee. (The last one occurred in mid-year 2010 and over 925 responses were received!) Several specific actions were taken as a result of those responses, especially with respect to improvements to the hiking/walking trails and the current swimming pool. It should also be noted that after the first survey (in 2007), specific improvements were undertaken to improve the Country Club restaurant, aka The Grill. Which of the following statements best describes your participation in the most recent survey and your feelings about the value in completing this survey?**

		Response Percent	Response Count
I SUBMITTED A RESPONSE to the 2010 survey and feel the changes that resulted were valuable.		44.5%	341
I DID NOT SUBMIT A RESPONSE to the 2010 survey and/or didn't know about it.		33.6%	257
I don't think surveys are a good use of my time and/or nobody ever does anything with the results.		1.0%	8
Other (please specify)		20.9%	160
		<b>answered question</b>	<b>766</b>
		<b>skipped question</b>	<b>32</b>

**5. Please indicate the importance of the following amenities/services to you and/or your family's enjoyment of owning property at PML. On a scale of 1 to 4, your choices are: 1 for Very Important (VI), 2 for Somewhat Important (SI), 3 for Not Important (NI), or 4 for Don't Care (DC).**






	1 (VI)	2 (SI)	3 (NI)	4 (DC)	Rating Count
Smoke Abatement	<b>44.2% (344)</b>	33.7% (262)	15.7% (122)	6.4% (50)	778
Fire Threat & Fuel Reduction	<b>75.6% (595)</b>	21.2% (167)	2.3% (18)	0.9% (7)	787
Safety Department	<b>72.3% (565)</b>	21.8% (170)	4.5% (35)	1.4% (11)	781
Lake, Marina, and Beaches	<b>82.4% (649)</b>	14.3% (113)	2.2% (17)	1.1% (9)	788
Golf Course	<b>54.9% (432)</b>	21.9% (172)	13.3% (105)	9.9% (78)	787
Restaurant (The Grill)	<b>61.8% (485)</b>	28.9% (227)	6.5% (51)	2.8% (22)	785
Bar	34.0% (265)	<b>35.4% (276)</b>	19.2% (150)	11.4% (89)	780
Compost Pile	<b>53.3% (415)</b>	30.2% (235)	11.7% (91)	4.8% (37)	778
Swimming Pool	<b>47.0% (368)</b>	32.2% (252)	15.2% (119)	5.6% (44)	783
Programs for Kids	21.2% (165)	<b>38.2% (297)</b>	24.7% (192)	15.9% (124)	778
Airport	19.6% (154)	27.2% (213)	<b>30.4% (238)</b>	22.8% (179)	784
Lake Lodge	30.5% (239)	<b>47.3% (370)</b>	18.0% (141)	4.2% (33)	783
Tennis Courts	19.7% (155)	<b>36.4% (286)</b>	28.0% (220)	15.8% (124)	785
Walking/Hiking Trails	42.3% (330)	<b>43.3% (338)</b>	10.6% (83)	3.8% (30)	781
Campground	8.6% (67)	27.2% (213)	<b>41.9% (328)</b>	22.3% (174)	782
High-speed Internet Access	<b>74.5% (586)</b>	17.4% (137)	5.2% (41)	2.9% (23)	787
Shooting Range	14.5% (113)	26.2% (204)	<b>33.3% (260)</b>	26.0% (203)	780

Other (please specify) 79






**answered question 792**

**skipped question 6**

**6. How often do you or members of your household and/or visitors/guests use the golf course in a typical year?**

		Response Percent	Response Count
Never		32.8%	260
1 to 6 (~ less than once every 2 months)		35.9%	285
7 to 12 (~ monthly)		10.7%	85
13 to 24 (~ 1 to 2 times per month)		7.4%	59
25 to 52+ (~ weekly or more often)		13.1%	104
<b>answered question</b>			<b>793</b>
<b>skipped question</b>			<b>5</b>






**7. Overall how would you rate the facility as a whole (quality, completeness, etc)?**

		Response Percent	Response Count
Excellent		56.3%	297
Good		39.2%	207
Average		2.8%	15
Poor		0.2%	1
Very Poor		0.0%	0
Unable to rate – never used		1.5%	8
<b>answered question</b>			<b>528</b>
<b>skipped question</b>			<b>270</b>







## 8. What specific idea(s) would you suggest to improve the golf course?

	Response Count
	143
answered question	143
skipped question	655

## 9. How often do you or members of your household and/or visitors/guests use the lake/marina/beaches in a typical year?

		Response Percent	Response Count
Never		2.9%	23
1 to 6 (~ less than once every 2 months)		37.6%	297
7 to 12 (~ monthly)		23.1%	182
13 to 24 (~ 1 to 2 times per month)		21.4%	169
25 to 52+ (~ weekly or more often)		15.0%	118
	answered question		789
	skipped question		9






### 10. Overall how would you rate the facility as a whole (quality, completeness, etc)?

		Response Percent	Response Count
Excellent		26.4%	200
<b>Good</b>		<b>59.0%</b>	<b>447</b>
Average		11.8%	89
Poor		1.5%	11
Very Poor		0.4%	3
Unable to rate – never used		0.9%	7
<b>answered question</b>			<b>757</b>
<b>skipped question</b>			<b>41</b>







### 11. What specific idea(s) would you suggest to improve the lake/marina/beaches?

	Response Count
	301
<b>answered question</b>	<b>301</b>
<b>skipped question</b>	<b>497</b>

## 12. How often do you or members of your household and/or visitors/guests use the restaurant and/or bar in a typical year?

		Response Percent	Response Count
Never		6.9%	54
1 to 6 (~ less than once every 2 months)		40.2%	317
7 to 12 (~ monthly)		23.6%	186
13 to 24 (~ 1 to 2 times per month)		17.6%	139
25 to 52+ (~ weekly or more often)		11.7%	92
<b>answered question</b>			<b>788</b>
<b>skipped question</b>			<b>10</b>

## 13. Overall how would you rate the facility as a whole (quality, completeness, etc)?






		Response Percent	Response Count
Excellent		33.3%	241
<b>Good</b>		51.2%	371
Average		12.8%	93
Poor		2.2%	16
Very Poor		0.1%	1
Unable to rate – never used		0.3%	2
<b>answered question</b>			<b>724</b>
<b>skipped question</b>			<b>74</b>









### 14. What specific idea(s) would you suggest to improve the restaurant and bar?

	Response Count
	279
answered question	279
skipped question	519

### 15. How often do you or members of your household and/or visitors/guests use the safety department in a typical year? (Note: getting a gate pass for a visitor/guest involves the safety department!)

		Response Percent	Response Count
Never		10.3%	81
1 to 6 (~ less than once every 2 months)		58.5%	460
7 to 12 (~ monthly)		20.1%	158
13 to 24 (~ 1 to 2 times per month)		8.4%	66
25 to 52+ (~ weekly or more often)		2.7%	21
	answered question		786
	skipped question		12

**16. Overall how would you rate the safety department as a whole (professionalism, responsiveness, etc)?**

		Response Percent	Response Count
Excellent		51.3%	357
Good		37.1%	258
Average		9.5%	66
Poor		1.1%	8
Very Poor		0.4%	3
Unable to rate – never used		0.6%	4
<b>answered question</b>			<b>696</b>
<b>skipped question</b>			<b>102</b>






**17. What specific idea(s) would you suggest to improve the safety department?**

	Response Count
	133
<b>answered question</b>	<b>133</b>
<b>skipped question</b>	<b>665</b>




**18. What specific idea(s) would you suggest to improve this amenity/service?**

	Response Count
	411
<b>answered question</b>	<b>411</b>
<b>skipped question</b>	<b>387</b>




**19. How often do you or members of your household and/or visitors/guests use the current swimming pool in a typical year?**

		Response Percent	Response Count
Never		37.7%	292
1 to 6 (~ less than once every 2 months)		36.8%	285
7 to 12 (~ monthly)		11.1%	86
13 to 24 (~ 1 to 2 times per month)		8.1%	63
25 to 52+ (~ weekly or more often)		6.3%	49
<b>answered question</b>			<b>775</b>
<b>skipped question</b>			<b>23</b>

**20. Which of the following enhancements/changes to the current swimming pool amenity would you support?**

		Response Percent	Response Count
Add a heated enclosure over the current pool to allow year-round use		25.9%	172
Do nothing to current pool but build a new/bigger pool at a new location		26.7%	177
<b>Do nothing to change current swimming pool amenity</b>		<b>47.4%</b>	<b>314</b>
Other (please specify)			195
<b>answered question</b>			<b>663</b>
<b>skipped question</b>			<b>135</b>





**21. If you were asked to vote to build a new pool (with perhaps some space for an exercise facility), which of the following statements best describes your opinion?**

		Response Percent	Response Count
I would vote YES on building a new pool if there was a minimal assessment increase of no more than 10% year-over-year.		37.3%	282
I would vote YES on building a new pool and would be willing to have an assessment increase of greater than 10% year-over-year.		8.5%	64
I would vote NO and no increase in assessment for this purpose would be acceptable.		54.2%	410
		answered question	756
		skipped question	42

**22. What specific idea(s) would you suggest to improve PMLA's communication strategy with its property owners?**

	Response Count
	354
answered question	354
skipped question	444

**23. PMLA is governed by a set of rules as stated in our CC&Rs and bylaws as well as state and federal laws. All of the aforementioned rules apply to ALL property owners who own property in PML. Do you think PMLA administration does a good job enforcing its rules?**




		Response Percent	Response Count
Yes. Overall, most of the rules are enforced.		58.9%	441
Not sure. I don't know many of the rules and/or don't see many violations of the rules that I do know so I wouldn't know about enforcement.		24.4%	183
No. I see too many violations that are not addressed.		10.8%	81
I have no opinion on this issue.		5.9%	44

Comments on specific rules violations 170

answered question 749

skipped question 49







**24. What do you consider to be the three highest priorities of the PMLA board of directors and the PMLA administration?**

		Response Percent	Response Count
Priority #1		100.0%	618
Priority #2		89.3%	552
Priority #3		75.2%	465

answered question 618

skipped question 180

**25. How satisfied are you with the overall PMLA services/amenities you receive based on the assessments/fees you pay?**

		Response Percent	Response Count
Very Satisfied		25.4%	195
<b>Satisfied</b>		<b>49.9%</b>	<b>384</b>
Neutral		15.9%	122
Dissatisfied		5.3%	41
Very Dissatisfied		2.6%	20
No opinion		0.9%	7
<b>answered question</b>			<b>769</b>
<b>skipped question</b>			<b>29</b>













**26. If you are dissatisfied with the value of PMLA services/amenities you receive for the annual assessments/fees you pay, give us your suggestions on what you would do.**

	Response Count
	195
<b>answered question</b>	<b>195</b>
<b>skipped question</b>	<b>603</b>

**27. What feedback do you have regarding any amenity/service not previously mentioned in this survey (eg, Equestrian Center, Tennis, Lake Lodge, Campground, Shooting Range, Walking/Hiking Trails, etc)?**

	Response Count
	322
answered question	322
skipped question	476

**28. In your opinion, which of the following current amenities/services NEEDS THE MOST DEVELOPMENT OR IMPROVEMENT? One or more choices are allowed.**











		Response Percent	Response Count
Lake/Marina/Beaches		33.3%	215
Golf Course		7.9%	51
Country Club Restaurant/Bar		17.5%	113
Safety Department		6.5%	42
<b>Swimming Pool</b>		<b>35.9%</b>	<b>232</b>
Lake Lodge		14.6%	94
Tennis Facility		3.6%	23
Equestrian Center/Stables		2.0%	13
Campground		6.5%	42
Walking/Hiking Trails		24.0%	155
Shooting Range		4.6%	30
Other (please specify)		25.1%	162
	answered question		<b>646</b>
	skipped question		<b>152</b>

**29. In your opinion, which of the following current amenities/services ADDS THE MOST ECONOMIC VALUE to your property? One or more choices are allowed.**



		Response Percent	Response Count
Lake/Marina/Beaches		82.6%	616
Golf Course		79.2%	591
Country Club Restaurant/Bar		61.3%	457
Safety Department		37.7%	281
Swimming Pool		34.3%	256
Lake Lodge		14.6%	109
Tennis Facility		18.1%	135
Equestrian Center/Stables		11.3%	84
Campground		3.8%	28
Walking/Hiking Trails		18.4%	137
Shooting Range		5.2%	39
Other (please specify)		8.0%	60
<b>answered question</b>			<b>746</b>
<b>skipped question</b>			<b>52</b>





**30. What NEW (does not currently exist!) or significant modification to an existing amenity/service(s) would you like to see at PML? One or more choices are allowed.**

		Response Percent	Response Count
Exercise facility/gym		47.5%	348
Larger swimming pool at a new location		27.4%	201
Conversion of a few tennis courts to dual use for Tennis and Pickleball		5.6%	41
Renovation of existing Lake Lodge building		15.0%	110
Development of more walking/hiking trails		34.4%	252
Creation of an RV and large vehicle storage park		12.4%	91
Renovation of existing Marina Cafe/Store building		30.6%	224
<b>Expanded access to high-speed internet service</b>		<b>68.8%</b>	<b>504</b>
Further development of current campground area for revenue generation		11.9%	87
Other (please specify)		17.1%	125
		<b>answered question</b>	<b>733</b>
		<b>skipped question</b>	<b>65</b>



**31. Do you think an improvement and increased marketing of the current campground would be a good revenue-generating proposition for PMLA?**

		Response Percent	Response Count
Yes		39.9%	290
No		60.1%	436
answered question			726
skipped question			72



**32. Would you like to see more walking/hiking trails developed on PMLA property?**

		Response Percent	Response Count
Yes		71.6%	510
No		28.4%	202
answered question			712
skipped question			86




**33. Would you like to see PMLA invest any of its time or money towards improving access to and/or higher-speed (broadband) Internet service for a larger community of PML members?**

		Response Percent	Response Count
Yes		79.1%	578
No		20.9%	153
answered question			731
skipped question			67



**34. Would you like to have a few tennis courts (eg, #5 and #6) converted to allow dual use for tennis and pickleball play?**

		Response Percent	Response Count
Yes		27.4%	168
No		72.6%	445
answered question			613
skipped question			185

**35. What increase in annual assessments would you be willing to accept to either add new amenities/services or significantly improve existing amenities/services? (Note: the current annual 2013 annual PMLA assessment is \$1896/year per property.)**

		Response Percent	Response Count
No increase in assessment is acceptable		43.2%	325
1% to 10% increase (approx \$19 to \$188 per property per year)		49.9%	376
11% to 20% increase (approx \$209 to \$379 per property per year)		6.9%	52
answered question			753
skipped question			45




**36. Would you be willing to accept a long-term (payable over 10-20 years) special assessment to pay for major improvements to existing amenities or additions of new amenities?**

		Response Percent	Response Count
Yes		34.6%	255
No		65.4%	482
		answered question	737
		skipped question	61

**37. If you have any suggestions on how to improve the overall amenities/services or operations at PML that you would like to share with the Long-Range Planning Committee or PMLA, please tell us what they are.**

		Response Count
		229
		answered question
		229
		skipped question
		569

**38. Please enter your name and contact information below. This is optional but YOU MUST COMPLETE THIS SECTION TO BE PART OF THE DRAWING FOR THE THREE GIFT CARDS! The first name drawn will receive a \$100 gift card, the second name drawn will receive a \$50 gift card, and the third name drawn will receive a \$25 gift card. All survey responses and associated follow-up conversations will be kept confidential.**

		Response Percent	Response Count
Name		99.8%	617
Phone Number		97.9%	605
Email Address		97.4%	602
<b>answered question</b>			<b>618</b>
<b>skipped question</b>			<b>180</b>